

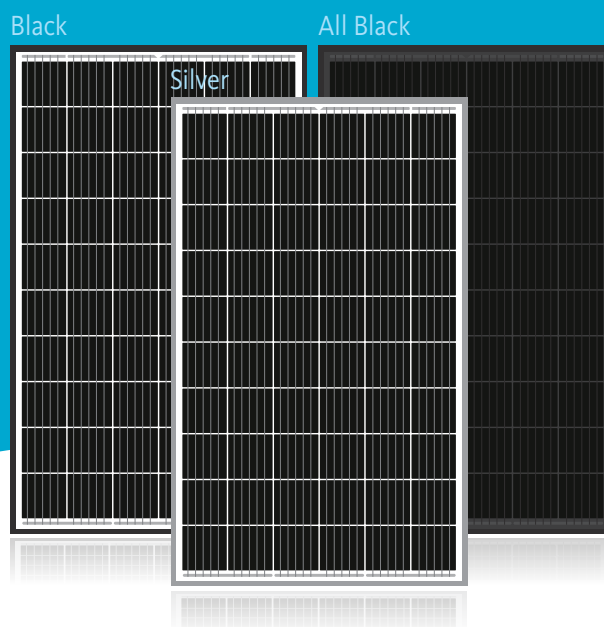
SN20-60_{MAE·MBE·MCE} 320~330W

STANDARD Series

1,000V Monocrystalline PV Module

CERTIFICATIONS

IEC 61215, 61730 / UL 61730
 ISO 9001 : Quality Management System
 ISO 14001 : Environmental Management System
 ISO 45001 : Occupational Health & Safety System



FEATURES



Enhanced External Load/Impact

Snow Load : 5,400 Pa
 Wind Load : 2,400 Pa



PID Resistance

Enhanced Potential Induced Degradation Resistance



Fire Safety

Spread of Flame Class A
 Burning Brand Class C



Higher output power

0~+5Wp,
 Higher than rated power



Excellent performance under low light conditions

Cloudy days, mornings and evenings



Various Options Available

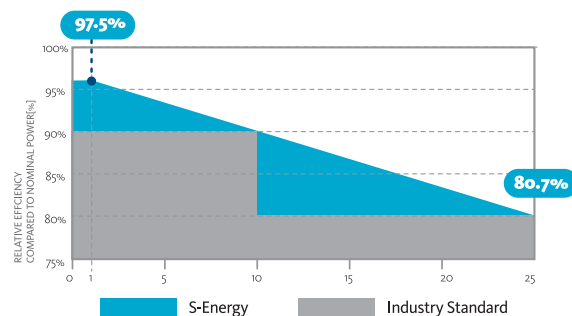
Black or Silver Frame



WARRANTY

12 -YEARS PRODUCT WARRANTY

25 -YEARS LINEAR PERFORMANCE WARRANTY



S-Energy Co., Ltd.

S-Energy America
 (SEAI America, Inc.)

S-Energy Chile
 (S-Energy Chile SpA)

S-Energy Japan_Osaka Headquarters
 (S-Energy Japan Co., Ltd.)

S-Energy Japan_Tokyo Branch
 (S-Energy Japan Co., Ltd.)

A 20 PanGyoYeok-Ro 241BeonGil, BunDang-Gu, SeongNam-Si, GyeongGi-Do, Korea (3F MiraeAsset Tower)
 T +82-70-4339-7100 F +82-70-4339-7199 E inquiry@s-energy.com

A 18022 Cowan, Suite 260, Irvine, CA 92614, U.S.A.
 T +1-949-281-7897 F +1-949-281-7893 E sales.us@s-energy.com

A Av. Cerro El Plomo N°5420, Office 402, Las Condes, Santiago, Chile
 T +56-22-604-8111 E sales.cl@s-energy.com

A 8F, MJ Abeno Bldg., 1-5-1, Maruyama-dori, Abeono-ku, Osaka-shi, Osaka, Japan
 T +81-6-4703-5388 F +81-6-4703-5387 E sales_jp@s-energy.com

A Fukuroku Building 2F, 2-7 Kanda-Tsukasamachi, Chiyoda-ku, Tokyo, Japan
 T +81-3-6261-3759 F +81-3-6261-3769 E sales_jp@s-energy.com

Homepage



ELECTRICAL CHARACTERISTICS

STC (Irradiance 1,000W/m ² , module temperature 25°C, AM=1.5)	SN20-60MAE/MBE/MCE-320V	SN20-60MAE/MBE/MCE-325V	SN20-60MAE/MBE/MCE-330V
Rated Power (Pmax)	320W	325W	330W
Voltage at Pmax (Vmp)	33.4V	33.6V	33.8V
Current at Pmax (Imp)	9.59A	9.68A	9.77A
Warranted Minimum Pmax	320W	325W	330W
Short-Circuit Current (Isc)	10.12A	10.24A	10.34A
Open-Circuit Voltage (Voc)	40.6V	40.7V	40.9V
Module Efficiency	19.22%	19.52%	19.82%
Operating Module Temperature	-40°C to + 85°C		
Maximum System Voltage	1,000V		
Fuse Rating	20A		
Maximum Reverse Current	27A		
Power Tolerance	0 ~ +5W		

MECHANICAL CHARACTERISTICS

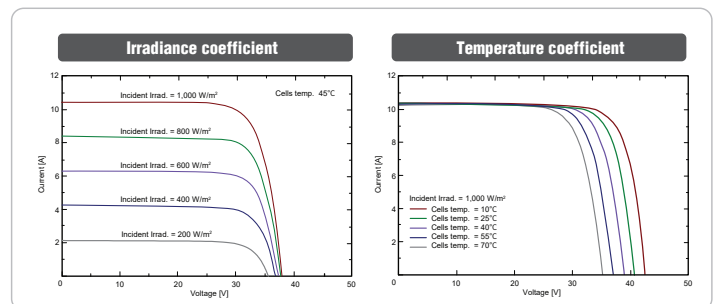
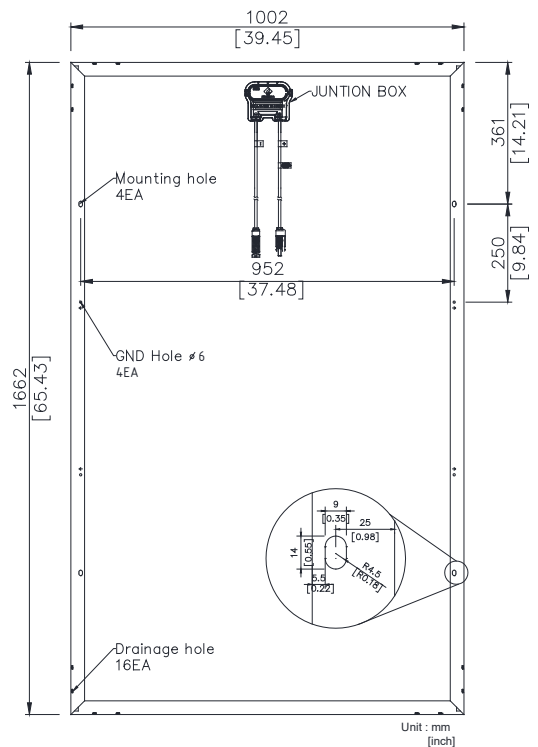
Solar Cells	Monocrystalline Cells 158.75x158.75mm
Number of Cells	60 Cells (6x10 Matrix)
Dimensions	1,662 x 1,002 x 35/40mm
Front Load	5,400Pa
Rear Load	2,400Pa
Weight	18.6(35T) / 18.9(40T)kg
Glass	3.2mm High-Transmittance Low Iron Tempered Glass
Frame	Anodized Aluminum Frame (Silver / Black)
J-Box	≥ IP67 with 3 bypass diodes
Output Cables	PV Wire (PV1-F), 12AWG (4mm ²), Cable Length : 900mm
Connectors	MC4 Original, Compatible

TEMPERATURE CHARACTERISTICS

Temperature coefficient of Isc	0.05% / °C
Temperature coefficient of Voc	-0.29% / °C
Temperature coefficient of power	-0.39% / °C
NOCT (Tair 20°C ; Irradiance 800W/m ² ; Wind 1m/s)	45±2°C

PACKING CONFIGURATION

Container	20'		40'	
	35T	40T	35T	40T
Frame Thickness				
Modules Per Pallet	30pcs	27pcs	30pcs	27pcs
Pallets Per Container	12pallets	12pallets	26pallets	28pallets
Modules Per Container	360pcs	324pcs	780pcs	756pcs



REMARKS

- Pmax measurement tolerance : ±2.5%
- S-Energy uses triple A class simulator.
- Specification subject to change without prior notice.
- S-Energy reserves the rights of final interpretation.

NOTES

- Installation instruction supplied with the module must be duly followed.
- For further information which is not mentioned on installation guides or directions, please contact to our technical service department.
- E-mail : Inquiry@s-energy.com