


For Global Market



STAVE™ II

330W~345W

5BB-Polycrystalline PV Module

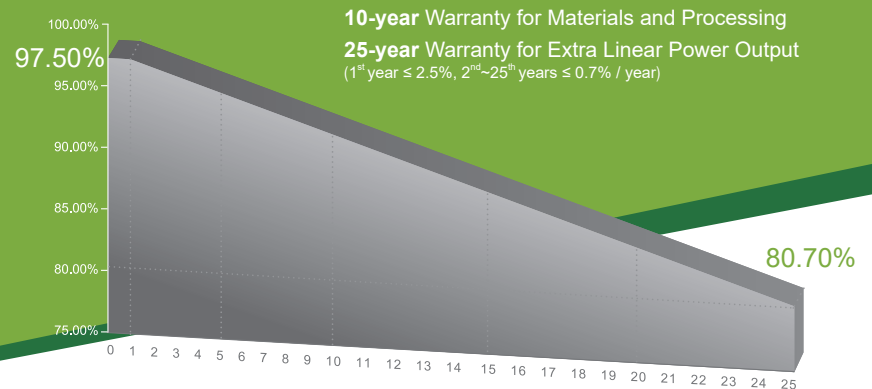
CHSM6612P Series

CHSM6612P/HV Series

CHSM6612P max system voltage 1000V standard

CHSM6612P/HV max system voltage 1500V standard

Tier 1 Bloomberg	No.1 PHOTON	MunichRe Insured	DNV GL 2017 TOP Performance
----------------------------	-----------------------	----------------------------	---------------------------------------



COMPREHENSIVE CERTIFICATES



First solar company which passed the TUV Nord IEC/TS 62941 certification audit.

KEY FEATURES

- +5W OUTPUT POSITIVE TOLERANCE**
Guaranteed 0~+5W positive tolerance ensures power output reliability.
- INNOVATIONAL 5-BUSBAR CELLS**
Reduces the cell series resistance and internal stress, decreases the risk of micro-crack and improves the module output.
- INNOVATIVE PERC CELL TECHNOLOGY**
Excellent cell efficiency and output.
- EXCELLENT MECHANICAL LOAD CAPABILITY**
Certified to withstand: snow load (6000 Pa) and wind load (3600 Pa).
- HIGHER RELIABILITY AND DURABILITY**
Effectively deals with harsh environments, such as sand, salt mist and ammonia resistance.
- PASSED HAIL TEST**
Certified to hail resistance: ice ball size (d=45mm) and ice ball velocity (v=30.7m/s).
- PID RESISTANCE**
Excellent PID resistance at 96 hours (@85°C /85%) test, and also can be improved to meet higher standards for the particularly harsh environment.

ELECTRICAL SPECIFICATIONS

STC rated output (P_{mpp})*	330 Wp	335 Wp	340 Wp	345 Wp
Rated voltage (V_{mpp}) at STC	37.15 V	37.26 V	37.33 V	37.38 V
Rated current (I_{mpp}) at STC	8.89 A	9.00 A	9.11 A	9.23 A
Open circuit voltage (V_{oc}) at STC	45.86 V	45.98 V	46.16 V	46.37 V
Short circuit current (I_{sc}) at STC	9.52 A	9.57 A	9.62 A	9.67 A
Module efficiency	17.1%	17.3%	17.6%	17.8%
Rated output (P_{mpp}) at NOCT	230.4 Wp	233.9 Wp	237.4 Wp	240.9 Wp
Rated voltage (V_{mpp}) at NOCT	33.92 V	34.01 V	34.10 V	34.15 V
Rated current (I_{mpp}) at NOCT	6.79 A	6.88 A	6.96 A	7.05 A
Open circuit voltage (V_{oc}) at NOCT	42.08 V	42.19 V	42.36 V <td 42.55 V	
Short circuit current (I_{sc}) at NOCT	7.37 A	7.40 A	7.44 A	7.48 A
Temperature coefficient (P_{mpp})	- 0.408%/°C			
Temperature coefficient (I_{sc})	+0.050%/°C			
Temperature coefficient (V_{oc})	- 0.311%/°C			
Normal operating cell temperature (NOCT)	46±2°C			
Maximum system voltage (IEC/UL)	1000V _{DC} or 1500V _{DC}			
Number of diodes	3			
Junction box IP rating	IP 67			
Maximum series fuse rating	15 A			

* Measurement tolerance +/- 3%

STC: Irradiance 1000W/m², Cell Temperature 25°C, AM=1.5

NOCT: Irradiance 800W/m², Ambient Temperature 20°C, AM=1.5, Wind Speed 1m/s

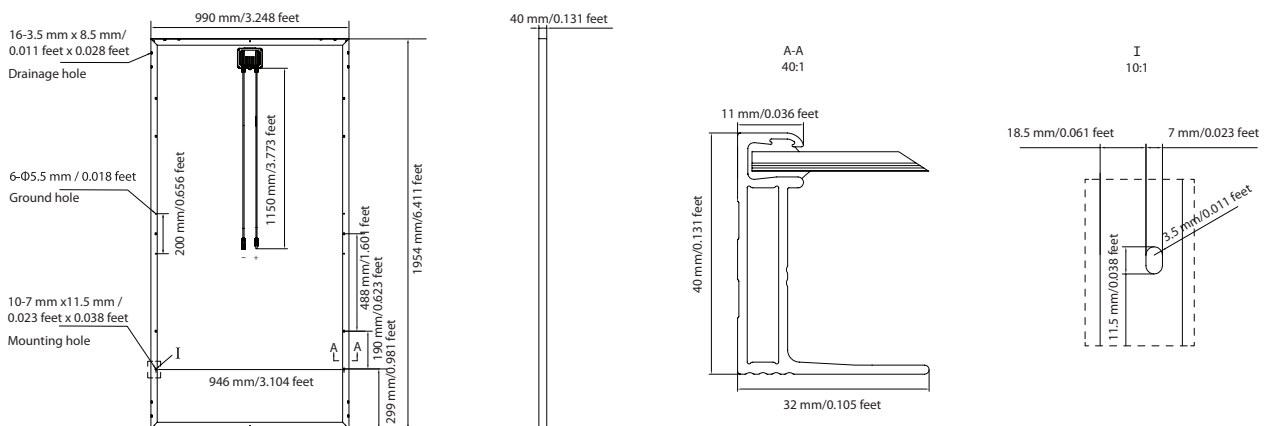
MECHANICAL SPECIFICATIONS

Outer dimensions (L x W x H)	1954 x 990 x 40 mm 76.93 x 38.98 x 1.57 in
Frame technology	Aluminum, silver anodized
Module composition	Glass / EVA / Backsheet (white)
Front glass thickness	3.2 mm / 0.13 in
① Cable length (IEC/UL)	1150 mm / 45.28 in
Cable diameter (IEC/UL)	4 mm ² / 12 AWG
② Maximum mechanical test load	6000 Pa
Fire performance (IEC/UL)	Class C (IEC) or Type 1 (UL)
Connector type (IEC/UL)	MC4 compatible

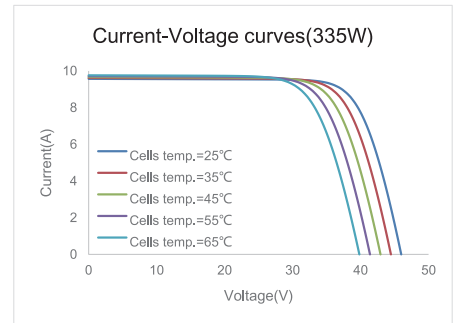
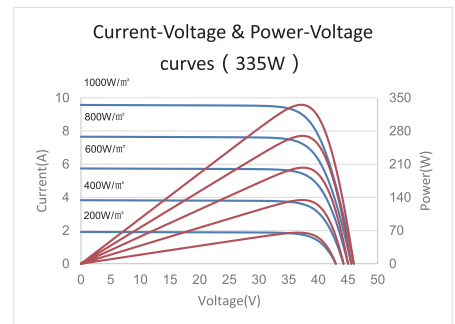
① Option: 900(+)/600(-) mm for defined projects in advance.

② Refer to Astronergy crystalline installation manual or contact technical department.
Maximum Mechanical Test Load=1.5×Maximum Mechanical Design Load.

MODULE DIMENSION DETAILS



CURVE



PACKING SPECIFICATIONS

① Weight (module only)	21.8 kg / 48.06 lbs
② Packing unit	27 pcs / box
Weight of packing unit (for 40'HQ container)	646 kg / 1424 lbs
Number of modules per 40'HQ container	648 pcs

① Tolerance +/- 1.0kg

② Subject to sales contract