

MSE Mono 72

High Power Mono Module



Class Leading Output:
Up to 345W power



Advanced P-Type
monocrystalline cell
technology



Certified Reliability:
3X IEC, salt mist, ammonia



5600 Pa snow load
175 mph wind rating **New!**




Buy American Act



Proudly assembled in the USA

Mission Solar Energy is headquartered in San Antonio, TX with module facilities onsite. Our hardworking team calls Texas home and is devoted to producing high quality solar products and services. Our supply chain includes local and domestic vendors increasing our impact to the U.S. economy.



CERTIFICATIONS

IEC 61215/ IEC 61730/ IEC 61701 UL 1703



*As there are different certification requirements in different markets, please contact your local Mission Solar Energy sales representative for the specific certificates applicable to the products in the region in which the products are to be used.

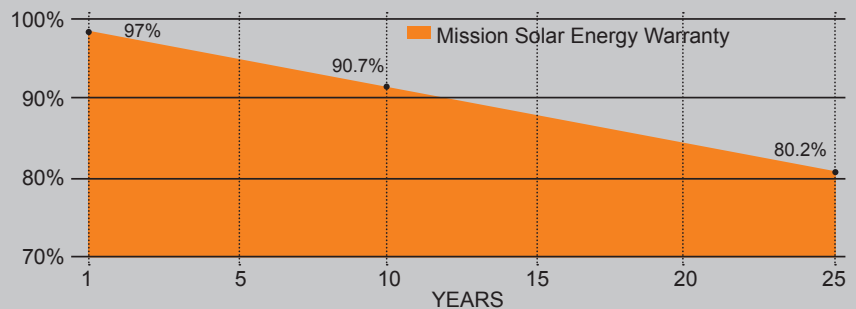
Best in class quality

Mission Solar Energy production lines are fully automated and include multiple quality checks throughout the production process including 2X EL Testing, 100% Visual inspection, and positive binning.

Proven reliability and bankability

Mission Solar Energy panels have been tested by independent testing centers to meet and exceed IEC standards. Our panels are deployed in projects across North America.

25-YEAR LINEAR WARRANTY



ELECTRICAL SPECIFICATIONS

Electrical parameters at Standard Test Condition (STC)

Module Type			MSE335SO6J	MSE340SO6J	MSE345SO6J
Power Output	Pmax	Wp	335	340	345
Module Efficiency		%	16.93	17.14	17.39
Tolerance			-0/+3%		
Short-Circuit Current	Isc	A	9.38	9.49	9.52
Open Circuit Voltage	Voc	V	46.14	46.35	46.52
Rated Current	Imp	A	8.87	8.95	9.05
Rated Voltage	Vmp	V	37.89	38.02	38.14

STC: Irradiance 1000 W/m², Cell temperature of 25°C, AM 1.5

TEMPERATURE COEFFICIENTS

Normal Operating Cell Temperature (NOCT)	44°C (±2°C)
Temperature Coefficient of Pmax	-0.419%/°C
Temperature Coefficient of Voc	-0.315%/°C
Temperature Coefficient of Isc	0.049%/°C

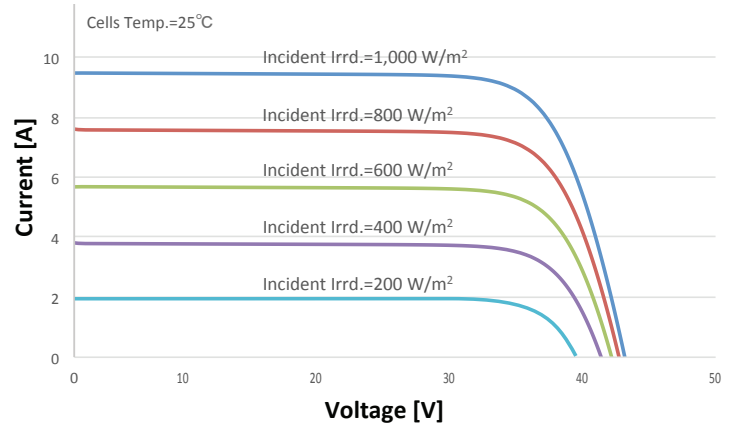
OPERATING CONDITIONS

Maximum System Voltage	1,000VDC
Operating Temperature Range	-40°C (-40°F) to +90°C (194°F)
Maximum Series Fuse Rating	15A
Fire Safety Classification	Type 1, Class C
Front & Back Load (UL standard)	5600 Pa (117 psf) New!
Hail Safety Impact Velocity	25mm at 23 m/s

MECHANICAL DATA

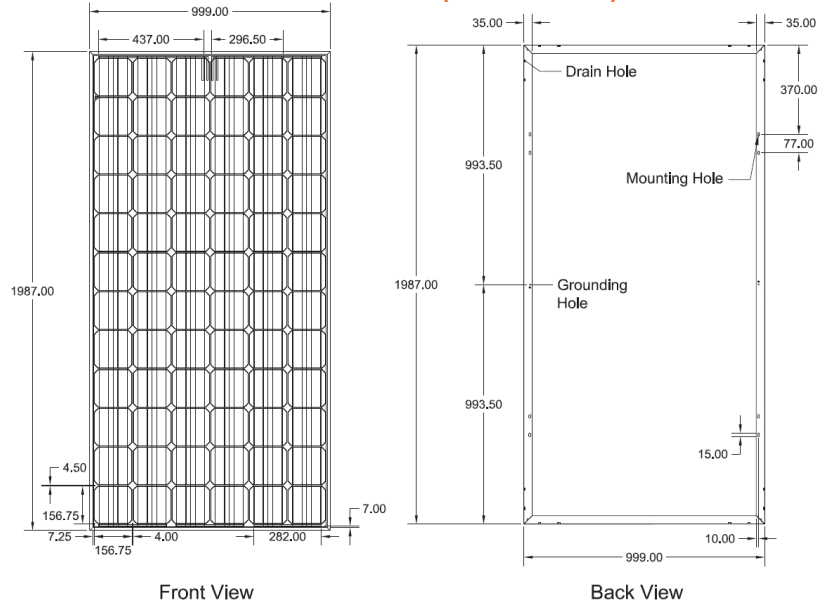
Solar Cells	P-type Mono-crystalline Silicon (156.75mm)
Cell orientation	72 cells (6x12), 4 busbar
Module dimension	1987mm x 999mm x 40mm (78.23 in. x 39.33 in. x 1.57 in.)
Weight	21.6 kg (47.6 lb)
Front Glass	3.2mm (0.126 in.) tempered, Low-iron, Anti-reflective coating
Frame	Anodized aluminum alloy
Encapsulant	Ethylene vinyl acetate (EVA)
J-Box	Protection class IP67 with 3 bypass-diodes
Cables	PV wire, 1.2m (47.24 in.), 4mm ² /12 AWG
Connector	MC4 or compatible

MSE335SO6J: 335WP, 72CELL SOLAR MODULE CURRENT-VOLTAGE CURVE



Current-voltage characteristics with dependence on irradiance and module temperature

BASIC DESIGN (UNITS: mm)



Mission Solar Energy reserves the right to make specification changes without notice.

8303 South New Braunfels Ave. | San Antonio | TX | 78235 | missionsolar.com | info@missionsolar.com | (210) 531-8600

DOCUMENT #: C-SA2-MKTG-0003 REVISION DATE: --/-- REVISION #: 0