

VSUN405-108M-BB

405W

Highest power output

20.75%

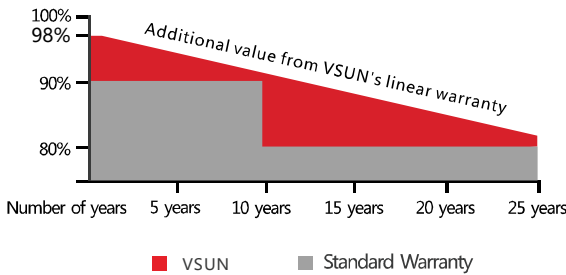
Module efficiency

12years

Material & Workmanship warranty

25years

Linear power output warranty



Munich RE



MBB technology with Circular Ribbon



Higher output power



Half-cell Technology



Positive tolerance offer



Micro Gap



Better shading tolerance




Certified for salt/ammonia corrosion resistance



Load certificates: wind to 2400Pa and snow to 5400Pa



Lower LCOE



VSUN405-108M-BB
VSUN395-108M-BB

VSUN400-108M-BB
VSUN390-108M-BB

VSUN, a BNEF Tier-1 PV module manufacturer invested by Fuji Solar, has been committed to providing greener, cleaner and more intelligent renewable energy solutions. VSUN is dedicated to bringing reliable, customized and high-efficient products into various markets and customers worldwide



Engineered in Japan
www.vsun-solar.com

Electrical Characteristics at Standard Test Conditions(STC)

Module Type	VSUN405-108M-BB	VSUN400-108M-BB	VSUN395-108M-BB	VSUN390-108M-BB
Maximum Power - Pmax (W)	405	400	395	390
Open Circuit Voltage - Voc (V)	37.36	37.2	37.03	36.84
Short Circuit Current - Isc (A)	13.78	13.68	13.59	13.5
Maximum Power Voltage - Vmpp (V)	31.36	31.17	31	30.82
Maximum Power Current - Imp (A)	12.92	12.84	12.75	12.66
Module Efficiency	20.75%	20.49%	20.23%	19.98%

Standard Test Conditions (STC): irradiance 1,000 W/m²; AM 1.5; module temperature 25°C. Pmax Sorting : 0~5W. Measuring Tolerance: ±3%.

Remark: Electrical data do not refer to a single module and they are not part of the offer. They only serve for comparison among different module types.

Electrical Characteristics at Normal Operating Cell Temperature(NOCT)

Module Type	VSUN405-108M-BB	VSUN400-108M-BB	VSUN395-108M-BB	VSUN390-108M-BB
Maximum Power - Pmax (W)	302.1	298.4	294.7	287.3
Open Circuit Voltage - Voc (V)	35.1	34.9	34.8	34.5
Short Circuit Current - Isc (A)	11.19	11.13	11.05	10.91
Maximum Power Voltage - Vmpp (V)	29.1	28.9	28.8	28.4
Maximum Power Current - Imp (A)	10.39	10.32	10.25	10.1

Normal Operating Cell Temperature(NOCT) : irradiance 800W/m²; wind speed 1 m/s; ambient temperature 20°C. Measuring Tolerance: ±3%.

Temperature Characteristics

NOCT	45°C (±2°C)
Voltage Temperature Coefficient	-0.27%/°C
Current Temperature Coefficient	+0.048%/°C
Power Temperature Coefficient	-0.32%/°C

Maximum Ratings

Maximum System Voltage [V]	1000
Series Fuse Rating [A]	30

Material Characteristics

Dimensions	1723×1133×35mm (L×W×H)
Weight	21.8kg
Frame	Black anodized aluminum profile
Front Glass	White toughened safety glass, 3.2 mm
Cell Encapsulation	EVA (Ethylene-Vinyl-Acetate)
Back Sheet	Composite film
Cells	12×9 pieces monocrystalline solar cells series strings
Junction Box	IP68, 3 diodes
Cable&Connector	Potrait: 500 mm (cable length can be customized) , 1×4 mm ² , compatible with MC4

Packaging

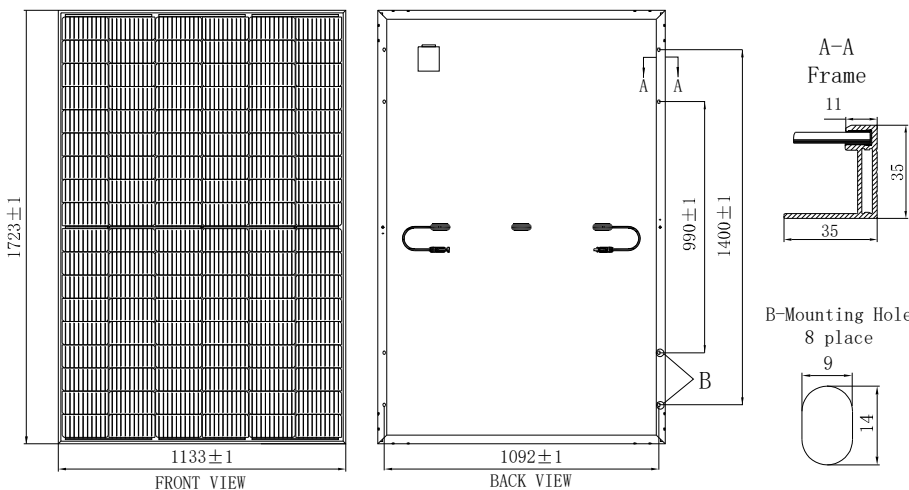
Dimensions(L×W×H)	1760×1125×1253mm
Container20'	186
Container40'	403
Container40'HC	806

System Design

Temperature Range	-40 °C to + 85 °C
Withstanding Hail	Maximum diameter of 25 mm with impact speed of 23 m-s-1
Maximum Surface Load	5,400 Pa
Application class	class A

Dimensions

Note: mm



IV-Curves

