

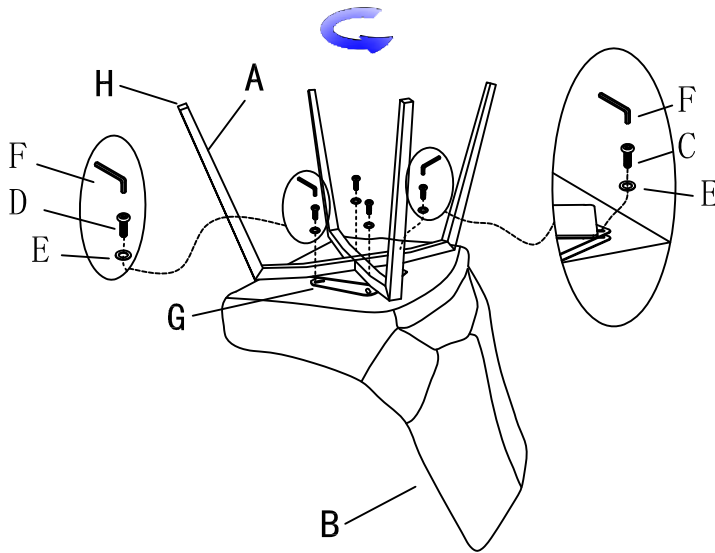
ASSEMBLY INSTRUCTION

Model : D4878DC

Description: DINING CHAIR

Thank you for purchasing this quality product. Be sure to check all packing material carefully for small parts that may have come loose inside the carton during shipment.

STEP 1



PART LIST:

NO.	Description	Diagram	Quantity
A	Legs		1
B	Backrest		1

HARDWARE LIST:


C	Bolt M6X16mm		2
D	Bolt M6X30mm		2
E	flat washer Ø16		4
F	Allen Key M4		1

PRE-FIX HARDWARE LIST:

G	Mechanism plate		1
H	Plastic feet		4

Assembly backrest(B) to the legs(A) with bolt(C) and bolt(D) by using flat washer(E) and allen key(F)

STEP 2



Finished

Made In China

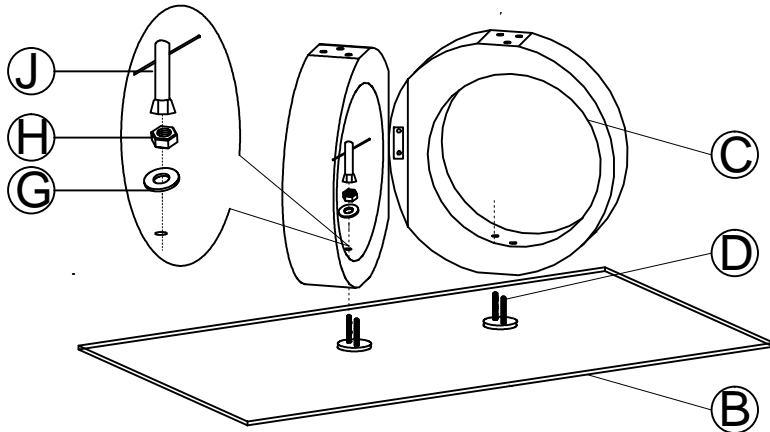
ASSEMBLY INSTRUCTION

Model : D9002DT

Description : DINING TABLE

Thank you for purchasing this quality product. Be sure to check all packing material carefully for small parts that may have come loose inside the carton during shipment.

Step 1:



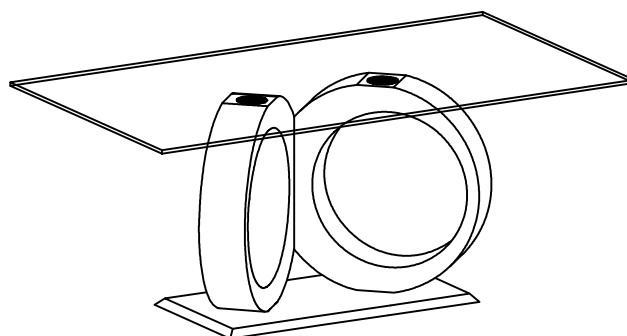
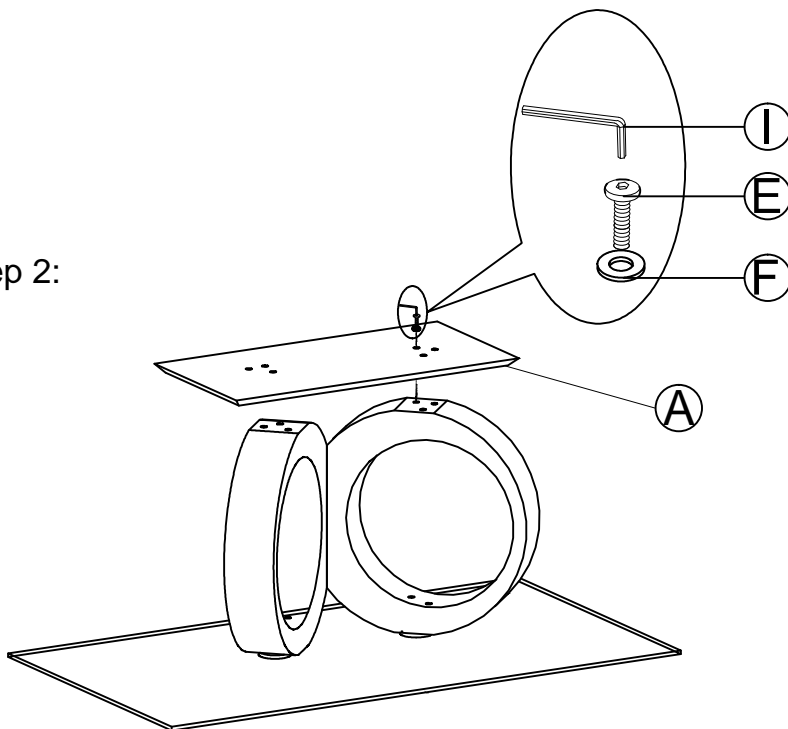
PART LIST :

No.	Description	Diagram	Quantity
A	Table base		1
B	Table glass top		1
C	Table column		2

HARDWARE LIST :

No.	Description	Diagram	Size	Quantity
D	Stud		M8 x 90mm	4
E	Bolt		M8 x 40mm	6
F	Flat washer		Ø20 x 2mm	6
G	Flat washer		Ø25 x 2mm	4
H	Nut		M8	4
I	Allen key		5#	1
J	socket wrench		14#	1

Step 2:



Finished

Made In China