





# ASSEMBLY INSTRUCTION

Model: U2200-DOMINO GRANITE-PR-1



Description: POWER RECLINER DOMINO GRANITE W/BLACK WELT

Thank you for purchasing this quality product. Be sure to check all packing material carefully for small parts that may have come loose inside the carton during shipment

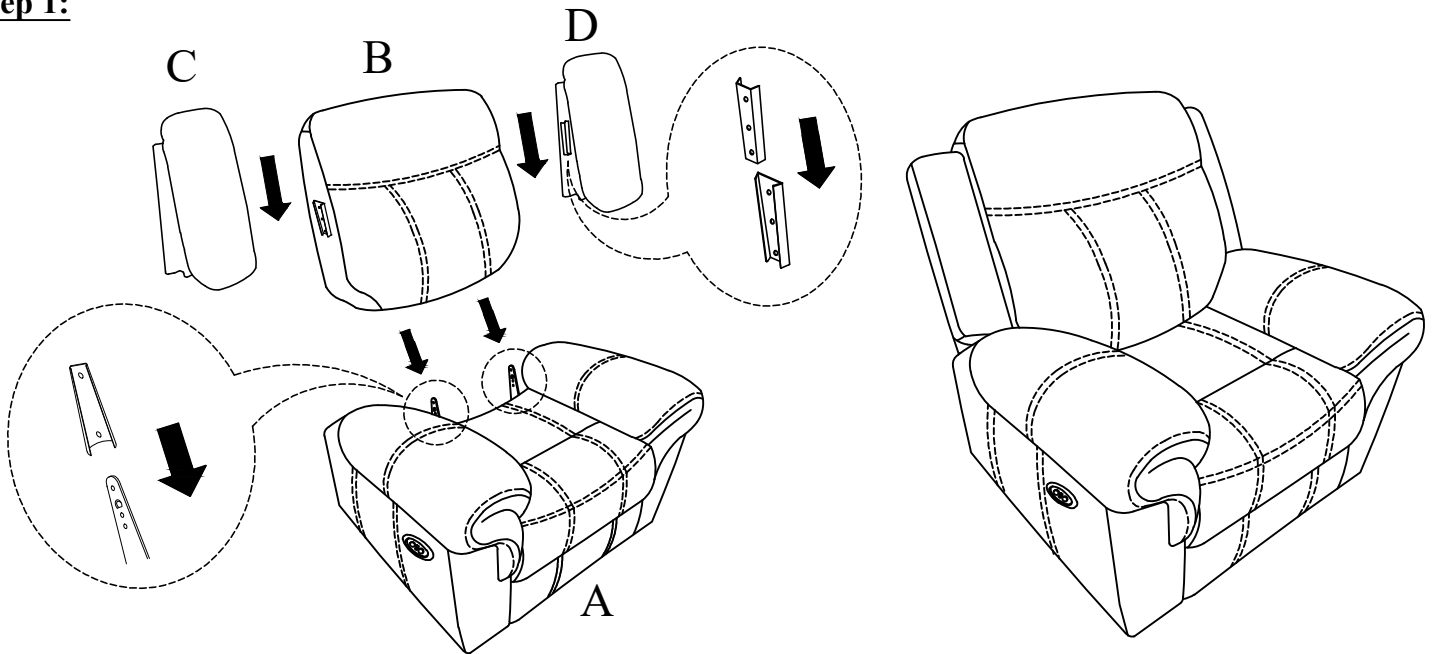
## PARTS LIST:

NO.	DESCRIPTION	SKETCH	Q'TY
A	Seat Body		1 PC
B	Backrest		1 PC
C	Left wing		1 PC
D	Right wing		1 PC

## HARDWARE LIST:

NO.	DESCRIPTION	DESCRIPTION	SKETCH	QTY
1	Plug			1 PC
2	Transformer			1 PC

### Step 1:



### Step 2:

