

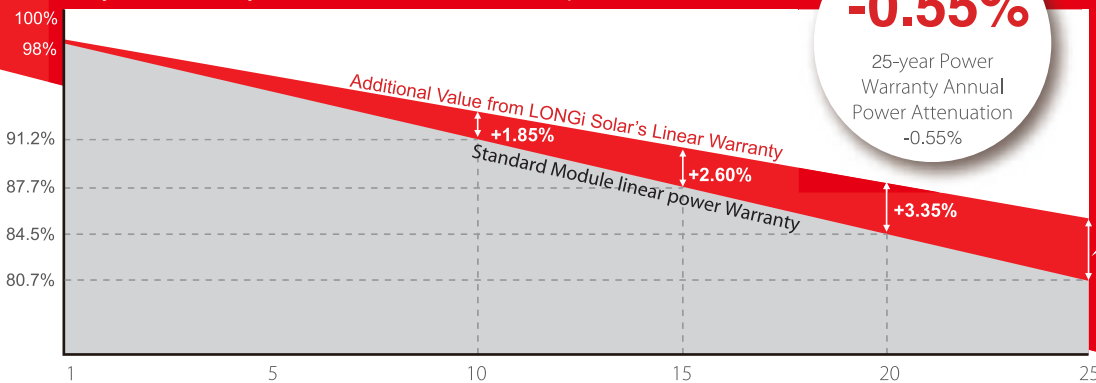
LR6-60PB 295~315M



Hi-MO1 High Efficiency Low LID Mono PERC Technology (60C/All Black Module)

*Aesthetic appearance with black frame and
backsheet, best suited for rooftop installation*

10-year Warranty for Materials and Processing;
25-year Warranty for Extra Linear Power Output



-0.55%

25-year Power
Warranty Annual
Power Attenuation
-0.55%

+4.10%

Complete System and Product Certifications

IEC 61215, IEC61730, UL1703
ISO 9001:2008: ISO Quality Management System
ISO 14001: 2004: ISO Environment Management System
TS62941: Guideline for module design qualification and type approval
OHSAS 18001: 2007 Occupational Health and Safety



* Specifications subject to technical changes and tests. LONGi Solar reserves the right of interpretation.

Positive power tolerance (0 ~ +5W) guaranteed

High module conversion efficiency (up to 19.3%)

Slower power degradation enabled by Low LID Mono PERC technology: first year <2%, 0.55% year 2-25

Better energy yield with excellent low irradiance performance and temperature coefficient

Solid PID resistance ensured by solar cell process optimization and careful module BOM selection

Adaptable to harsh environment: passed rigorous salt mist and ammonia tests

Robust frame (40mm) withstands mechanical loading of 5400Pa for snow load on front and 2400Pa for wind load on rear side

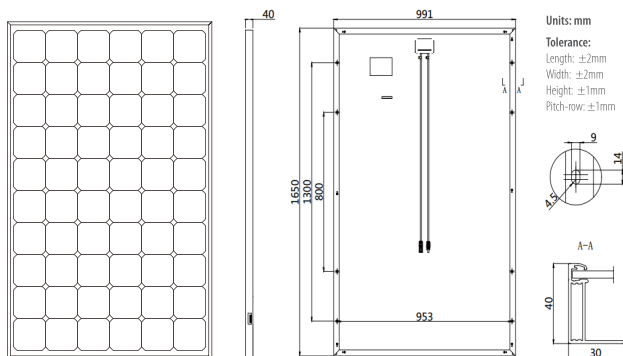
LONGi Solar

Room 201, Building 8, Sandhill Plaza, Lane 2290, Zuchongzhi Road, Pudong District, Shanghai, 201203
Tel: + 86-21-61047332 Fax: +86-21-61047377 E-mail: module@longi-silicon.com
Facebook: www.facebook.com/LONGi Solar

Note: Due to continuous technical innovation, R&D and improvement, technical data above mentioned may be of modification accordingly. LONGi Solar have the sole right to make such modification at anytime without further notice; Demanding party shall request for the latest datasheet for such as contract need, and make it a consisting and binding part of lawful documentation duly signed by both parties.

LR6-60PB 295~315M

Design (mm)



Mechanical Parameters

Cell Orientation: 60 (6×10)
Junction Box: IP67, three diodes
Output Cable: 4mm², 1000mm in length
Glass: 3.2mm coated tempered glass
Weight: 18.2kg
Dimension: 1650×991×40mm
Packaging: 26pcs per pallet
156pcs per 20'GP
728pcs per 40'HC

Operating Parameters

Operational Temperature: -40 C ~ +85 C
Power Output Tolerance: 0 ~ +5 W
Maximum System Voltage: DC1000V (IEC&UL)
Maximum Series Fuse Rating: 20A
Nominal Operating Cell Temperature: 45±2 C
Application Class: Class II
Fire Rating: UL type 4

Electrical Characteristics

Test uncertainty for Pmax: ±3%

Model Number	LR6-60PB-295M		LR6-60PB-300M		LR6-60PB-305M		LR6-60PB-310M		LR6-60PB-315M	
Testing Condition	STC	NOCT	STC	NOCT	STC	NOCT	STC	NOCT	STC	NOCT
Maximum Power (Pmax/W)	295	218.5	300	222.2	305	225.9	310	229.6	315	233.4
Open Circuit Voltage (Voc/V)	39.7	37.1	39.9	37.2	40.2	37.5	40.5	37.8	40.8	38.1
Short Circuit Current (Isc/A)	9.92	8.00	9.96	8.03	9.99	8.05	10.02	8.08	10.05	8.10
Voltage at Maximum Power (Vmp/V)	32.0	29.6	32.3	29.8	32.7	30.2	33.1	30.6	33.5	30.9
Current at Maximum Power (Imp/A)	9.21	7.39	9.28	7.44	9.33	7.48	9.36	7.51	9.41	7.55
Module Efficiency(%)	18.0		18.3		18.7		19.0		19.3	

STC (Standard Testing Conditions): Irradiance 1000W/m², Cell Temperature 25 C, Spectra at AM1.5

NOCT (Nominal Operating Cell Temperature): Irradiance 800W/m², Ambient Temperature 20 C, Spectra at AM1.5, Wind at 1m/s

Temperature Ratings (STC)

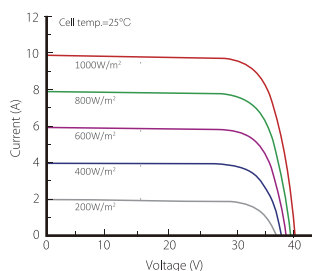
Temperature Coefficient of Isc	+0.057%/C
Temperature Coefficient of Voc	-0.286%/C
Temperature Coefficient of Pmax	-0.370%/C

Mechanical Loading

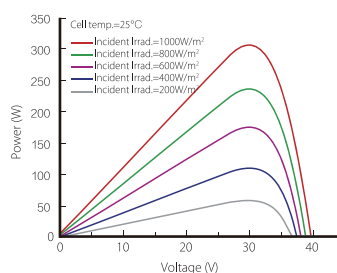
Front Side Maximum Static Loading	5400Pa
Rear Side Maximum Static Loading	2400Pa
Hailstone Test	25mm Hailstone at the speed of 23m/s

I-V Curve

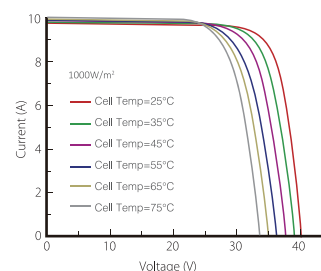
Current-Voltage Curve (LR6-60PB-305M)



Power-Voltage Curve (LR6-60PB-305M)



Current-Voltage Curve (LR6-60PB-305M)



LONGi Solar

Room 201, Building 8, Sandhill Plaza, Lane 2290, Zuchongzhi Road, Pudong District, Shanghai, 201203
Tel: +86-21-61047332 Fax: +86-21-61047377 E-mail: module@longi-silicon.com
Facebook: www.facebook.com/LONGi Solar

Note: Due to continuous technical innovation, R&D and improvement, technical data above mentioned may be of modification accordingly. LONGi Solar have the sole right to make such modification at anytime without further notice; Demanding party shall request for the latest datasheet for such as contract need, and make it a consisting and binding part of lawful documentation duly signed by both parties.