




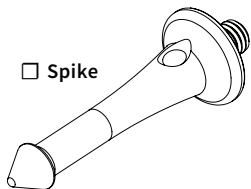
1146 Farmhouse Ln, San Luis Obispo, CA 93401 USA
 1-805-528-6321 | 1-888-777-5557
 www.ReallyRightStuff.com

'POD FOOT REPLACEMENTS

Rock
Claw



Spike

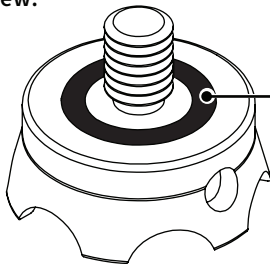


SPECIFICATIONS:

Material.....304 Stainless Steel
 Mounting Threads..... $\frac{3}{8}$ "-16 x 0.5-inches
 TA-3-FRC Rock Claw weight/diameter 1.5oz / 1.4" (42g / 35mm)
 TA-3-FS Spike weight/length 2.5oz / 3.0" (71g / 77mm)

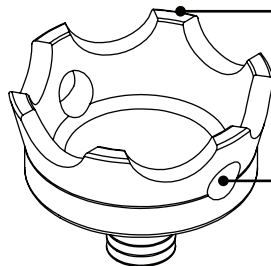
TA-3-FRC ROCK CLAW

Top View:



Made from solid stainless steel with ABP (Accidental Backout Prevention). The Buna-N O-Ring creates unique seal to keep foot securely in place.

Bottom View:

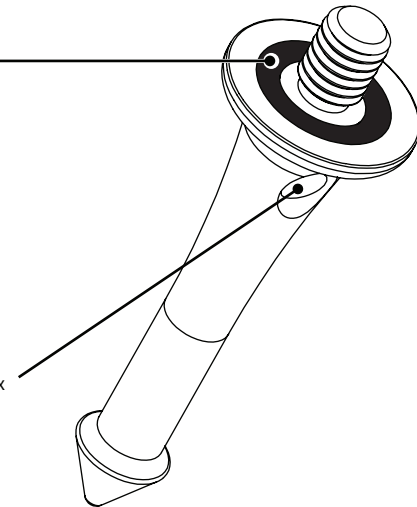


Machined edges are SHARP. Use with caution.

Best Use:

Designed to bite into hard, rough surfaces, Rock Claws will ensure your tripod or monopod won't slip, even when wet.

TA-3-FS SPIKE



Insert included hex key into holes for final tightening.

Best Use:

Install a set of these 3-inch spikes to further stabilize your tripod or monopod in heavy crosswinds and on shifty terrain.

USE & MAINTENANCE

USE WITH CAUTION



Our Rock Claws are seriously sharp and can take a bite out of you just as easily as they bite into rocks. Use with care.

CLEANING

Keep your feet clean for best performance. Dry dust and dirt can be blown off and/or wiped off with a soft cloth. Mud or salt water should be lightly rinsed off with fresh water and then thoroughly dried.

GUARANTEE

ALL REALLY RIGHT STUFF BRAND PRODUCTS ARE GUARANTEED TO THE ORIGINAL PURCHASER TO BE FREE OF DEFECTS IN MATERIALS OR WORKMANSHIP FOR FIVE (5) YEARS FROM THE DATE OF PURCHASE. PRODUCTS WILL BE REPAIRED OR REPLACED AT OUR OPTION.

RRS tripod feet are protected by multiple US patents. Check our website for a complete list: <http://www.reallyrightstuff.com/Patents>

®, ™, © 1990-2017 Really Right Stuff, LLC. All rights reserved.

HOW TO INSTALL

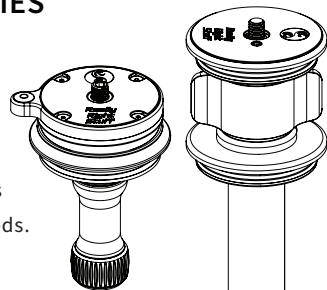
Remove existing foot to expose 3/8" threaded hole. Loosely screw new foot into place. Insert included hex key into holes and use this as a handle to fully tighten the foot.



TRIPOD ACCESSORIES

LEVELING BASES

Add leveling capability to your tripod with an RRS Leveling Base. They are available in a variety of sizes and styles to fit all RRS tripods.



CENTER COLUMNS

Drop a center column into your Really Right Stuff Versa tripod to add additional height. Our TA-2-QC (fits Versa Series 2 tripods) adds 9 inches of travel, and our TA-3-QC (fits Series 3 Versa tripods) adds 12 inches of travel.

