

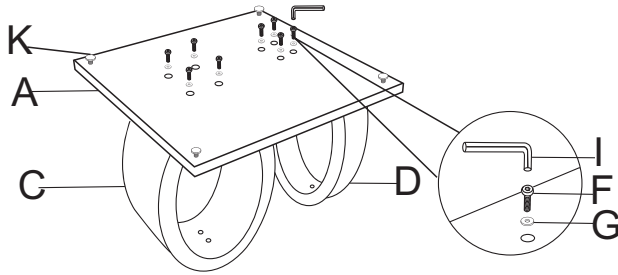
# ASSEMBLY INSTRUCTION

Model:D1628BT-SQ

Description:Bar Table

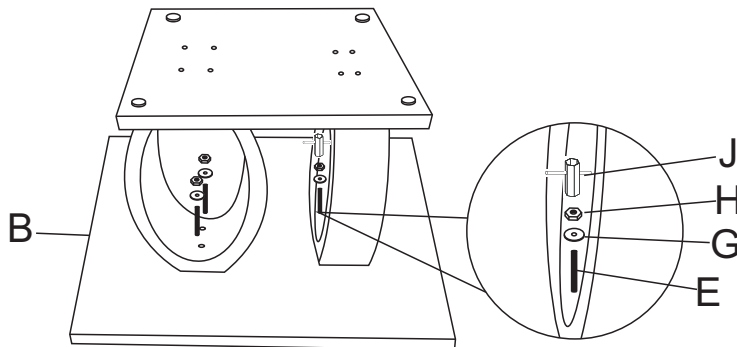
Thank you for purchasing this quality product. Be sure to check all packing material carefully for small parts that may have come loose inside the carton during shipment.

## Step 1:



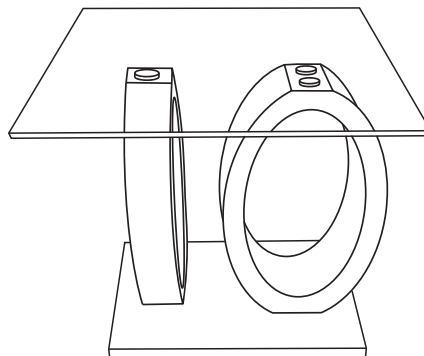
Firstly, fix the table leg with table base but do not fully tighten the bolt(F).

## Step 2:



Assemble table glass top with table leg but do not fully tighten the bolt(E).

## Finished



Finally, lean the table with extra care and tighten the bolt.(E&F).

### PART LIST :

No.	Description	Diagram	Quantity
A	Table base		1
B	Table glass top		1
C	Table leg		1
D	Table leg		1

HARDWARE LIST : located in carton 2 of 3 (D1628BT-SQ-POLE)

No.	Description	Diagram	Size	Quantity
E	Stud		M8x130mm	3
F	Bolt		M8x50mm	8
G	Flat washer		Ø10X20X1.5mm	11
H	Nut		M8	3
I	Allen key		M5	1
J	Socket Spanner		M8	1

### PREFIX HARDWARE LIST:

K	Glides		Ø 50X20mm	4
---	--------	--	-----------	---

Made In China