

powered by

**Q.ANTUM DUO Z**

**PRELIMINARY**

# Q.PEAK DUO BLK-G10+ 350-370

**ENDURING HIGH  
PERFORMANCE**



Quality  
Controlled PV

www.tuv.com  
ID 1111232615



#### BREAKING THE 20% EFFICIENCY BARRIER

Q.ANTUM DUO Z Technology with zero gap cell layout boosts module efficiency up to 20.9%.



#### THE MOST THOROUGH TESTING PROGRAMME IN THE INDUSTRY

Q CELLS is the first solar module manufacturer to pass the most comprehensive quality programme in the industry: The new "Quality Controlled PV" of the independent certification institute TÜV Rheinland.



#### INNOVATIVE ALL-WEATHER TECHNOLOGY

Optimal yields, whatever the weather with excellent low-light and temperature behaviour.



#### ENDURING HIGH PERFORMANCE

Long-term yield security with Anti LID Technology, Anti PID Technology<sup>1</sup>, Hot-Spot Protect and Traceable Quality Tra.Q™.



#### EXTREME WEATHER RATING

High-tech aluminium alloy frame, certified for high snow (5400Pa) and wind loads (4000Pa).



#### A RELIABLE INVESTMENT

Inclusive 25-year product warranty and 25-year linear performance warranty<sup>2</sup>.

<sup>1</sup> APT test conditions according to IEC / TS 62804-1:2015, method A (-1500V, 96h)

<sup>2</sup> See data sheet on rear for further information.

#### THE IDEAL SOLUTION FOR:



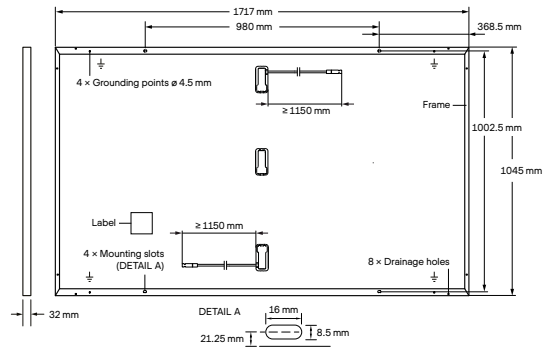
Rooftop arrays on  
residential buildings

Engineered in Germany

**Q CELLS**

## MECHANICAL SPECIFICATION

Format	1717 mm × 1045 mm × 32 mm (including frame)
Weight	19.9 kg
Front Cover	3.2 mm thermally pre-stressed glass with anti-reflection technology
Back Cover	Composite film
Frame	Black anodised aluminium
Cell	6 × 20 monocrystalline Q.ANTUM solar half cells
Junction box	53-101 mm × 32-60 mm × 15-18 mm Protection class IP67, with bypass diodes
Cable	4 mm <sup>2</sup> Solar cable; (+) ≥ 1150 mm, (-) ≥ 1150 mm
Connector	Stäubli MC4; IP68

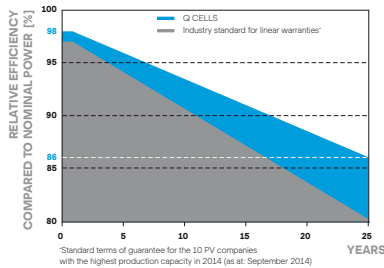


## ELECTRICAL CHARACTERISTICS

POWER CLASS			350	355	360	365	370
MINIMUM PERFORMANCE AT STANDARD TEST CONDITIONS, STC <sup>1</sup> (POWER TOLERANCE +5 W / -0 W)							
Minimum	Power at MPP <sup>1</sup>	$P_{MPP}$ [W]	350	355	360	365	370
	Short Circuit Current <sup>1</sup>	$I_{SC}$ [A]	10.97	11.00	11.04	11.07	11.10
	Open Circuit Voltage <sup>1</sup>	$V_{OC}$ [V]	41.11	41.14	41.18	41.21	41.24
	Current at MPP	$I_{MPP}$ [A]	10.37	10.43	10.49	10.56	10.62
	Voltage at MPP	$V_{MPP}$ [V]	33.76	34.03	34.31	34.58	34.84
	Efficiency <sup>1</sup>	$\eta$ [%]	≥ 19.5	≥ 19.8	≥ 20.1	≥ 20.3	≥ 20.6
MINIMUM PERFORMANCE AT NORMAL OPERATING CONDITIONS, NMOT <sup>2</sup>							
Minimum	Power at MPP	$P_{MPP}$ [W]	262.6	266.3	270.1	273.8	277.6
	Short Circuit Current	$I_{SC}$ [A]	8.84	8.87	8.89	8.92	8.95
	Open Circuit Voltage	$V_{OC}$ [V]	38.77	38.80	38.83	38.86	38.90
	Current at MPP	$I_{MPP}$ [A]	8.14	8.20	8.26	8.31	8.37
	Voltage at MPP	$V_{MPP}$ [V]	32.24	32.48	32.71	32.94	33.17

<sup>1</sup>Measurement tolerances  $P_{MPP} \pm 3\%$ ;  $I_{SC}$ ;  $V_{OC} \pm 5\%$  at STC: 1000 W/m<sup>2</sup>, 25 ± 2°C, AM 1.5 according to IEC 60904-3 • <sup>2</sup>800 W/m<sup>2</sup>, NMOT, spectrum AM 1.5

### Q CELLS PERFORMANCE WARRANTY

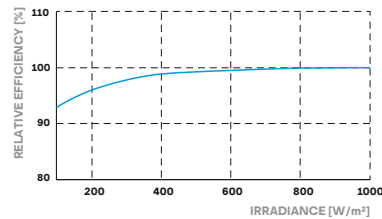


At least 98% of nominal power during first year. Thereafter max. 0.5% degradation per year. At least 93.5% of nominal power up to 10 years. At least 86% of nominal power up to 25 years.

All data within measurement tolerances. Full warranties in accordance with the warranty terms of the Q CELLS sales organisation of your respective country.

<sup>1</sup>Standard terms of guarantee for the 10 PV companies with the highest production capacity in 2014 (as at September 2014)

### PERFORMANCE AT LOW IRRADIANCE



Typical module performance under low irradiance conditions in comparison to STC conditions (25°C, 1000 W/m<sup>2</sup>).

### TEMPERATURE COEFFICIENTS

Temperature Coefficient of $I_{SC}$	$\alpha$ [%/K]	+0.04	Temperature Coefficient of $V_{OC}$	$\beta$ [%/K]	-0.27
Temperature Coefficient of $P_{MPP}$	$\gamma$ [%/K]	-0.34	Nominal Module Operating Temperature	NMOT [°C]	43 ± 3

## PROPERTIES FOR SYSTEM DESIGN

Maximum System Voltage	$V_{SYS}$ [V]	1000	PV module classification	Class II
Maximum Reverse Current	$I_R$ [A]	20	Fire Rating based on ANSI / UL 61730	C / TYPE 2
Max. Design Load, Push / Pull	[Pa]	3600 / 2660	Permitted Module Temperature on Continuous Duty	-40°C - +85°C
Max. Test Load, Push / Pull	[Pa]	5400 / 4000		

## QUALIFICATIONS AND CERTIFICATES

Quality Controlled PV - TÜV Rheinland;  
IEC 61215:2016; IEC 61730:2016.  
This data sheet complies  
with DIN EN 50380.  
QCPV Certification ongoing.



[www.tuv.com](http://www.tuv.com)  
ID 1111220277

**Note:** Installation instructions must be followed. See the installation and operating manual or contact our technical service department for further information on approved installation and use of this product.

### Hanwha Q CELLS GmbH

Sonnenallee 17-21, 06766 Bitterfeld-Wolfen, Germany | TEL +49 (0)3494 66 99-23444 | FAX +49 (0)3494 66 99-23000 | EMAIL [sales@q-cells.com](mailto:sales@q-cells.com) | WEB [www.q-cells.com](http://www.q-cells.com)