


HYUNDAI SOLAR MODULE

HI
SERIES

Mono-Crystalline Type

HiA-S365HI HiA-S370HI HiA-S375HI HiA-S380HI
HiA-S385HI



144

Cells



For commercial
& Utility
Applications



UL 1,500V
IEC 1,500V
Saves BOS Costs



More Power
Generation
In Low Light



PERL Technology

PERL technology provides ultra-high efficiency with better performance in low irradiation. Maximizes installation capacity in limited space.



Anti-LID / PID

Both LID(Light Induced Degradation) and PID(Potential Induced Degradation) are strictly eliminated to ensure higher actual yield during lifetime.



Mechanical Strength

Tempered glass and reinforced frame design withstand rigorous weather conditions such as heavy snow and strong wind.



Reliable Warranty

Global brand with powerful financial strength provide reliable 25-year warranty.



Corrosion Resistant

Various tests under harsh environmental conditions such as ammonia and salt-mist passed.



UL / VDE Test Labs

Hyundai's R&D center is an accredited test laboratory of both UL and VDE.

Hyundai's Warranty Provisions



- 10-Year Product Warranty
- On materials and workmanship



- 25-Year Performance Warranty
- Initial year: 97%
- Linear warranty after second year: with 0.7%p annual degradation, 80% is guaranteed up to 25 years

About Hyundai Solar

Established in 1972, Hyundai Heavy Industries (HHI) is one of the most trusted names in the heavy industries sector with 48,000 employees and more than 40 Billion USD in annual sales (2015). As a global leader and innovator, Hyundai Heavy Industries is committed to building a future growth engine by developing and investing heavily in the field of renewable energy.

Started as a core business division of HHI, Hyundai Solar (Hyundai Heavy Industries Green Energy) now stands as an independent company and an affiliate of HHI as from December 2016. We have strong pride in providing high-quality solar PV products to more than 3,000 customers worldwide.

Certification



· IEC 61215 and IEC 61730 New Standard by TUV SUD
· UL 1703 Listed by UL, Type 1(for Fire Class A)
· Advanced Mechanical Tested
(IEC P: 3600Pa/ N: 2400Pa(y: 1.5)
(UL P: 75lbs/ft² / N: 33.3lbs/ft² (y: 1.5)



Electrical Characteristics

| | | Mono-Crystalline Type(HiA-S ___HI) | | | | |
|---|-----|------------------------------------|-------|-------|-------|-------|
| | | 365 | 370 | 375 | 380 | 385 |
| Nominal Output (P _{mpp}) | W | 365 | 370 | 375 | 380 | 385 |
| Open Circuit Voltage (V _{oc}) | V | 47.21 | 47.40 | 47.61 | 47.80 | 48.00 |
| Short Circuit Current (I _{sc}) | A | 9.77 | 9.85 | 9.93 | 10.01 | 10.08 |
| Voltage at P _{max} (V _{mpp}) | V | 39.39 | 39.60 | 39.81 | 40.02 | 40.21 |
| Current at P _{max} (I _{mp}) | A | 9.27 | 9.35 | 9.43 | 9.50 | 9.58 |
| Module Efficiency | % | 18.40 | 18.65 | 18.90 | 19.15 | 19.40 |
| Cell Type | - | mono-crystalline silicon | | | | |
| Maximum System Voltage | V | 1,500 | | | | |
| Temperature Coefficient of P _{max} | %/K | -0.417 | | | | |
| Temperature Coefficient of V _{oc} | %/K | -0.306 | | | | |
| Temperature Coefficient of I _{sc} | %/K | +0.046 | | | | |

*All data at STC (Standard Test Conditions). Above data may be changed without prior notice.

Mechanical Characteristics

| | |
|---------------|--|
| Dimensions | 992 mm (39.06") (W) x 2,000 mm (78.74") (L) x 40 mm (1.47") (H) |
| Weight | Approx. 22.6 kg (49.8 lbs) |
| Solar Cells | 144 half cells (2 parallel x 72 half cells in series) |
| Output Cables | 4 mm ² (12AWG) cables with polarized weatherproof connectors, IEC certified (UL listed and UL 4703 certified), Length 1.2 m (47") |
| Junction Box | IP67, weatherproof, IEC certified (UL listed) |
| Bypass Diodes | 3 bypass diodes to prevent power decrease by partial shade |
| Construction | Front : Anti-reflection coated glass Encapsulant : EVA Back Sheet : Weatherproof film |
| Frame | Clear anodized aluminum alloy type 6063 |

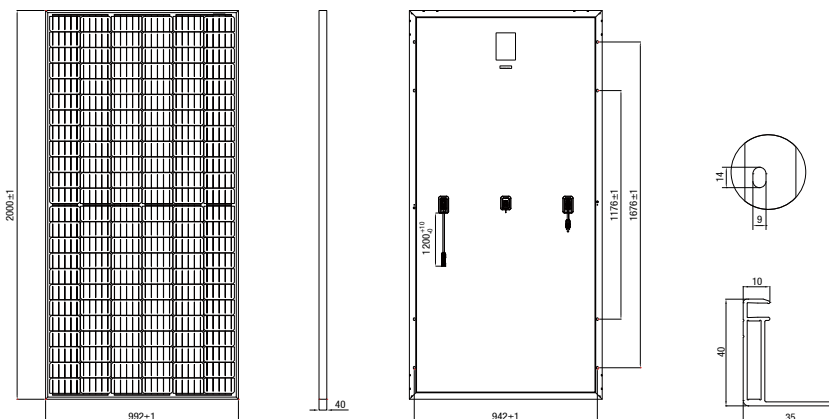
Installation Safety Guide

- Only qualified personnel should install or perform maintenance.
- Be aware of dangerous high DC voltage.
- Do not damage or scratch the rear surface of the module.
- Do not handle or install modules when they are wet.

| | |
|------------------------------------|--|
| Nominal Operating Cell Temperature | 45°C ± 2 |
| Operating Temperature | -40 – 85°C |
| Maximum System Voltage | DC 1,500 V (IEC) DC 1,500 V (UL) |
| Maximum Reverse Current | 15A (Up to 350W) 20A (Above 355W) |
| Maximum Test Load | Front 113 psf (5,400 Pa) Rear 50 psf (2,400 Pa) |

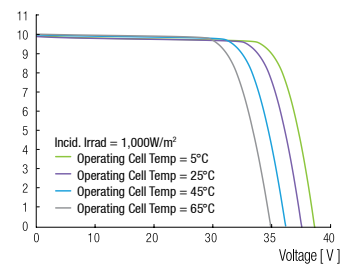
Module Diagram (unit : mm)

Mono-Crystalline
Si Type-Front Side View

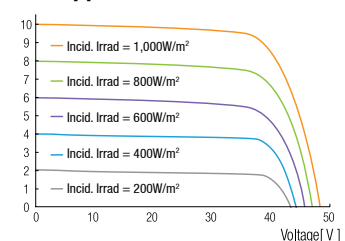


I-V Curves

Current [A]



Current [A]



HYUNDAI
GREEN ENERGY



Sales & Marketing

55, Bundang-ro, Bundang-gu, Seongnam-si, Gyeonggi-do, 13591, Korea | info@hhgreen.com
Tel: America : +1-212-220-5764, Japan : +81-3-6717-4435 | Fax : +82-31-8006-6967
Europe : +49-89-71042-2023, Australia : +61-2-9238-2283

Printed Date : 03/2019