


LG NeON[®] R ACe

LG370A1C-V5 | LG375A1C-V5 | LG380A1C-V5

60

370W | 375W | 380W

LG NeON[®] ACe is a high-power AC module based on our premium NeON[®] R series. The NeON[®] ACe is a smart AC module that is easy to install and monitor, provides increased flexibility for array design and is an excellent solution for home installation.



Features



High Output and Efficiency

The LG NeON[®] R series has been designed for high-power output making it efficient even in limited space.



25-Year Warranty

The NeON[®] R series offers a 25-year limited warranty for performance, product and labor. At 25 years, the modules are guaranteed to produce at least 90.8% of their labeled power output.



Roof Aesthetics

The LG NeON[®] R series has been designed with aesthetics in mind; with no electrodes on the front, the modules have a sleek, modern appearance.



Flexible Array Design

The LG NeON[®] R ACe provides flexibility in array design, with simple accessories and cable connections.



Excellent Performance on Hot Days

The LG NeON[®] R series performs well on hot days due to a low temperature coefficient.



Easy Monitoring

LG NeON[®] R Ace connects quickly and easily to the Internet. Registering the modules onto the system is a simple process.

When you go solar, ask for the brand you can trust: LG Solar

About LG Electronics

LG Electronics is a global leader in electronic products in the clean energy markets by offering solar PV panels and energy storage systems. The company first embarked on a solar energy source research program in 1985, supported by LG Group's vast experience in the semi-conductor, LCD, chemistry and materials industries. In 2010, LG Solar successfully released its first MonoX[®] series to the market, which is now available in 32 countries. The NeON[®] (previous MonoX[®] NeON), NeON[®]2, NeON[®]2 BiFacial won the "Intersolar AWARD" in 2013, 2015 and 2016, which demonstrates LG's leadership and innovation in the solar industry.

LG Solar

General Data

Cells	6 x 10
Cell Vendor	LG
Cell Type	Monocrystalline/N-type
Cell Dimensions	161.7 x 161.7 mm/6 inches
Number of Busbars	30 EA (Multi Wire Busbar)
Dimensions (L x W x H)	1,700 x 1,016 x 40 mm
Weight	19.0 kg
Mechanical Test Load*	5,400Pa (Front)/4,000Pa (Rear)
Cooling	Natural Convection - No Fans
Enclosure Environmental Rating	Outdoor - NEMA 250 type 6 (Micro Inverter)
Operating Ambient Temperature	-40 ~ +65°C (-40 ~ +149°F)
Storage Temperature	-40 ~ +90°C (-40 ~ +194°F)
Glass	High Transmission Tempered Glass
Frame	Anodized Aluminium
Inverter Model (Grid Support Utility Interactive)	LM320UE-A2

*Mechanical Test Load 5,400pa/4,000pa based on IEC 61215 - 2:2016 (Test Load = Design Load x Safety Factor (x1.5))

Certifications and Warranty

Certifications	UL1703, UL1741, UL1741 SA, IEEE1547 FCC Part 15 Class B*
Module Fire Performance	Type 1 (UL 1703)*
Solar Module Product Warranty	25 years
Micro Inverter Warranty	25 Years
Output Warranty of Pmax (DC) (Measurement Tolerance ± 3%)	Linear Warranty**

*In progress

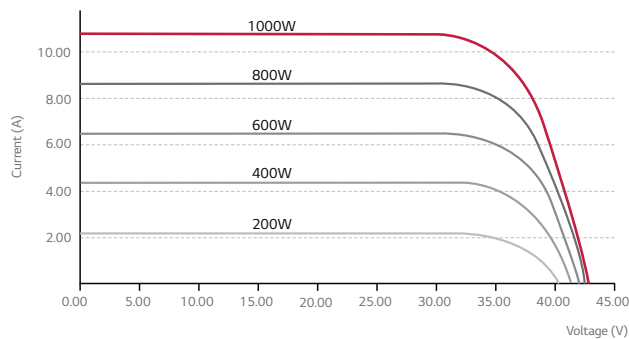
**Improved: 1st year 98%, from 2-24th year: 0.3%/year down, after 25th year: 90.8%

DC Temperature Characteristics

NOCT*	[°C]	44±3
Pmax	[%/°C]	-0.3
Voc	[%/°C]	-0.24
Isc	[%/°C]	0.037

*NOCT (Nominal Operating Cell Temperature): Irradiance 800W/m², ambient temperature 20°C, wind speed 1m/s

Characteristic Curves



DC Electrical Properties (STC*)

Model		LG370A1C-V5	LG375A1C-V5	LG380A1C-V5
Maximum Power (Pmax)**	[W]	370	375	380
Module Efficiency	[%]	21.4	21.7	22.0
Power Tolerance	[%]	0 ~ +3		

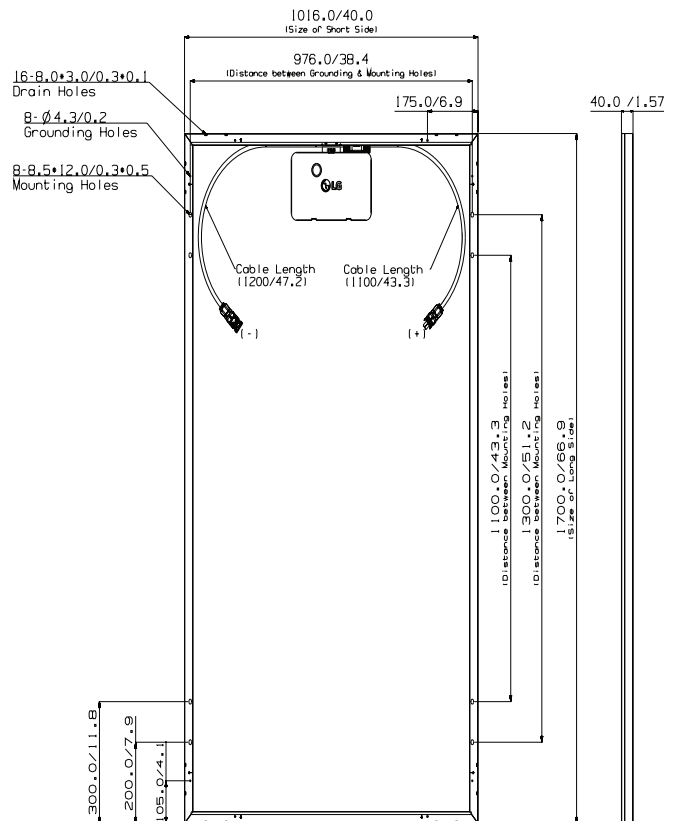
*STC (Standard Test Condition): Irradiance 1000 W/m², Cell temperature 25°C, AM 1.5

**Measurement Tolerance of Pmax: ±3%

AC Electrical Properties

		@240VAC	@208VAC
Max. Continuous Output Power	[VA]	320	
Nominal Voltage/Range	[V]	240/211~264	208/183~229
Nominal Output Current	[A]	1.33	1.54
CEC Weighted Efficiency	[%]	97.0	96.5
Cable Length (only cable length)	[mm]	Cable 1 : 1,200	Cable 2 : 1,100
Number of Max. AC Modules	[EA]	12	10
Nominal Frequency/Range	[Hz]	60.0 / 59.3-60.5	
Power Factor/Adjustable		1/0.8leading...0.8lagging	
Max. Branch Circuit Over Current Protection	[A]	20	

Dimensions (mm/inch)



*The distance between the center of the mounting/grounding holes.

