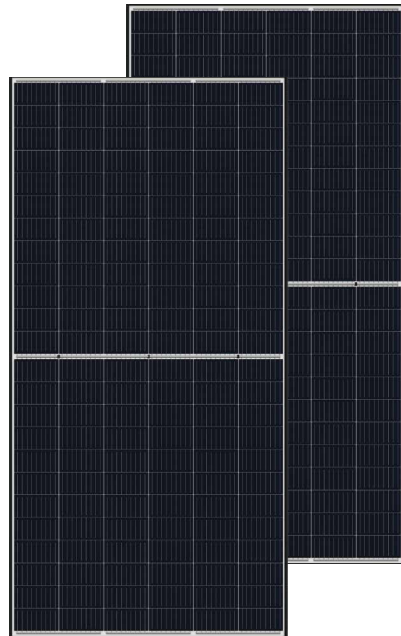


BISTAR

TP6F72M
TP6F72M(H) **144 half-cell**

395 - 415W

9BB half-cut mono perc



KEY FEATURES



9BB half-cut cell technology

New circuit design, lower internal current, lower Rs loss



Significantly lower the risk of hot spot

Special circuit design with much lower hot spot temperature



Lower LCOE

2% more power generation, lower LCOE



Excellent Anti-PID performance

2 times of industry standard Anti-PID test by TUV SUD



IP68 junction box

High waterproof level

SYSTEM & PRODUCT CERTIFICATES

- IEC 61215 / IEC 61730 / UL 1703
- ISO 9001: 2015 Quality Management System
- ISO 14001: 2015 Environment Management System
- ISO 45001: 2018 Occupational Health and Safety Management Systems

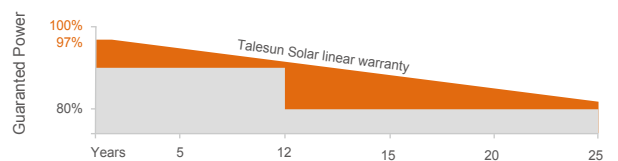


PERFORMANCE WARRANTY



Linear Performance Warranty

Standard Performance Warranty



ELECTRICAL PARAMETERS

Performance at STC (Power Tolerance 0 ~ +3%)

Maximum Power (Pmax/W)	395	400	405	410	415
Operating Voltage (Vmpp/V)	40.3	40.5	40.7	40.9	41.1
Operating Current (Impp/A)	9.81	9.89	9.96	10.04	10.11
Open-Circuit Voltage (Voc/V)	48.9	49.1	49.3	49.5	49.8
Short-Circuit Current (Isc/A)	10.35	10.43	10.50	10.58	10.66
Module Efficiency η m(%)	19.6	19.9	20.1	20.4	20.6

Performance at NMOT

Maximum Power (Pmax/W)	294	298	302	305	309
Operating Voltage (Vmpp/V)	37.5	37.7	37.9	38.0	38.3
Operating Current (Impp/A)	7.85	7.93	7.98	8.04	8.09
Open-Circuit Voltage (Voc/V)	45.5	45.7	45.9	46.1	46.4
Short-Circuit Current (Isc/A)	8.35	8.42	8.48	8.54	8.60

STC: Irradiance 1000W/m², Cell Temperature 25°C, Air Mass AM1.5 NMOT: Irradiance at 800W/m², Ambient Temperature 20°C, Air Mass AM1.5, Wind Speed 1m/s

MECHANICAL SPECIFICATION

Cell Type	Monocrystalline
Cell Dimensions	158.75*158.75mm
Cell Arrangement	144 (6*24)
Weight	22.5kg (49.6lbs)
Module Dimensions	2008*1002*35mm (79.06*39.45*1.38inches)
Cable Length	Portrait 300mm/Landscape 1200mm/Customized
Cable Cross Section Size	TUV: 4mm ² (0.006inches ²)/UL: 12AWG
Front Glass	3.2mm (0.13inches) AR Coating Tempered Glass
No. of Bypass Diodes	3/6
Packing Configuration (1)	31pcs/carton, 682pcs/40hq
Packing Configuration (2)	31+4pcs/carton, 726pcs/40hq
Frame	Anodized Aluminium Alloy
Junction Box	IP68

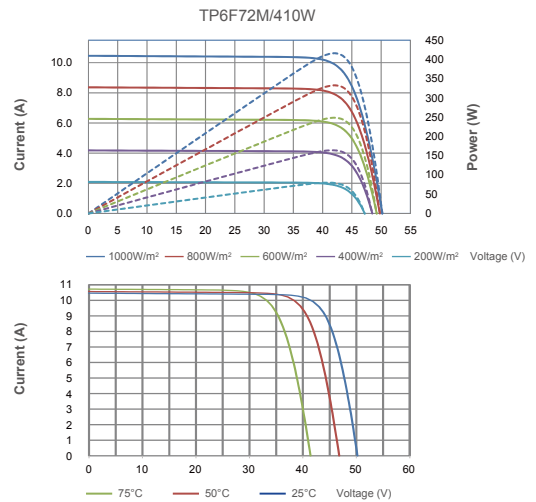
OPERATING CONDITIONS

Maximum System Voltage	1000V/1500V/DC(IEC)
Operating Temperature	-40°C ~ +85°C
Maximum Series Fuse	20A
Static Loading	5400pa
Conductivity at Ground	≤0.1Ω
Safety Class	II
Resistance	≥100MΩ
Connector	T01/LJQ-3-CSY/MC4/EV02

TEMPERATURE COEFFICIENT

Temperature Coefficient Pmax	-0.36%/°C
Temperature Coefficient Voc	-0.26%/°C
Temperature Coefficient Isc	+0.043%/°C
NMOT	43±2°C

I-V CURVE



TECHNICAL DRAWINGS

